

FREEDOM^{HD}

MORE POWERFUL THAN EVER



ARUM

FREEDOM^{HD}
3D DENTALS scanner

ARUM



- ✓ All new **SSS Method** scanning
- ✓ Big **Time Saver**
- ✓ **All-in-one scan**
- ✓ **Articulator-direct**
- ✓ **Smart & Practical**
- ✓ **Additional** Feature
- ✓ **Accurate & Reliable**

A scanner best known for innovative features is now more precise and faster with 2.0MP cameras & USB 3.0





Stable Scan Stage Method



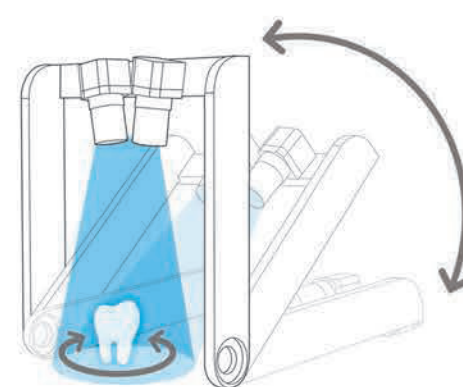
What?

We developed a completely unique system as compared to other conventional system. Stable Scan Stage (SSS) method with moving camera technology allows you scan without any fixture or adhesive.



Why?

Conventional scanners need to mount models with fixture or clays, and they are not only tedious and messy but also time consuming.



How?


Freedom's patented SSS Method with moving camera technology enables camera and light module to rotate around the center of scanning stage and keeps your models stable while scanning.

Big Time Saver

Speed

Not only will you benefit from a quick scanning process, but you will also save your working time by using no fixtures.

With a combination of **2.0MP cameras and USB 3.0**, Freedom HD can now offer a high quality data with speed.



All-in-One



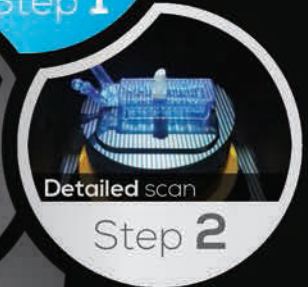
The conventional process normally takes four or five steps including the bite (occlusion) scan as shown above.

This repetitive mounting and scanning process can be burdensome and time-consuming. All-in-one scanning enables you to complete a single or 3-unit bridge case in two simple steps (including the bite scan) It will save almost 50% of the work time.

All-in-one Scan

ALL three steps can be done **IN ONE SCAN**

50%
Faster



Articulator – Direct

Articulator Compatibility

Freedom HD will read occlusion relationship directly from your existing articulator.

You can mount your existing major splits on to Transfer Plates and transfer physical coordinates to CAD software.

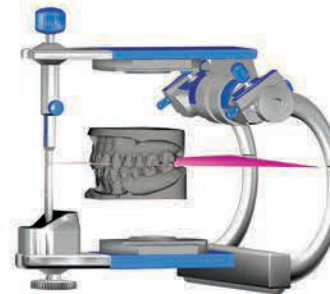


Virtual Articulation

Virtual Articulation* also can be utilized, supporting Artex, KaVo, SAM, and Adesso** bases.



ARTEX



VIRTUAL ARTICULATION



TYPE . A




TYPE . S

* Check if your dental CAD software supports Virtual Articulation, Optional scan plate required to mount Artex, KaVo, SAM and Adesso bases.

** Artex, KaVo, SAM and Adesso are trademarks of respective companies.

Freedom VS Freedom HD



20mm taller
60mm wider

2.0mp camera
USB 3.0

Freedom HD has improved its Articulator-Direct feature by increasing the size of scanning stage (20mm taller and 60mm wider.)

The expanded scanning stage could perfectly fit any big or metal articulators.

Freedom HD is now more precise and faster with a combination of 2.0 megapixel cameras and high speed USB 3.0.



Smart & Practical

Multi-die Scanning

Your work efficiency is increased when **Multi-die plate** is used to scan complex models with many dies.



Implant Multi-die Scanning

Highly productive and accurate data can be obtained with effortless scan spraying.



Wide Applicability

Precise and fast scan is guaranteed for any cases.



Simply Place & Scan

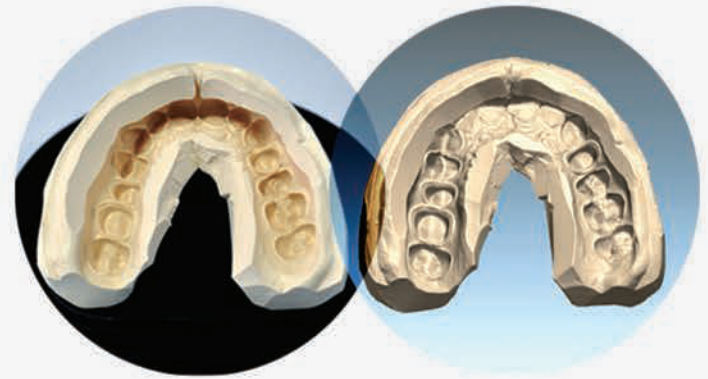
Freedom HD allows a Jig-free scan for mounted model regardless of its shape or size.



Additional Features


Impression Scanning

Freedom HD is **perfect for scanning gypsum models.** but it is also **optimised for silicone and alginate impression.** Our innovative HSS algorithm enables you to capture areas that are difficult to scan and outputs a final positive models.



Orthodontic Application

Freedom HD dental scanner is also **optimized to be used for orthodontic applications.** The scan data you obtained from either your gypsum or impression will be have the necessary features to be ready for your orthodontic planning.



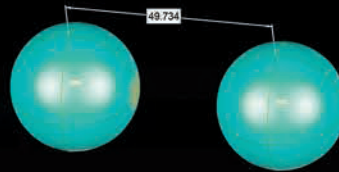
Pencil mark scanning

Everything cannot be digital. We understand sometimes you need to rely on the pencil marks hand drawn by yourself. Freedom HD will provide an option for you to scan **pencil lines overlaid on your digital data.**

Accurate & Reliable

Accuracy is one of the most important aspects of dental 3D scanners.

You want to make sure that your scanner give the most accurate and reliable data as possible, helping you create a perfect restoration.



Each and every unit of Freedom goes through a strict accuracy check using a testing artifact made and measured at **Deutscher Kalibrierdienst**, a renowned measurement laboratory in Germany.



From simple to complex cases, rely on Freedom HD for your quality digital works.

ARUM





Freedom HD Overview

& Technical Specification

Moving Method	SSS Method
Axis	2axis
Light Source	White light LED
Technology	structured light
Camera Resolution	2.0MP (2 cameras)
Software	Open Type (STL compatibility)
Accuracy	$\pm 5\mu\text{m}$ (The scanning accuracy may vary depending on the working environment or your model.)
Dimension	330 (W) x 495 (H) x 430 (D) mm
Weight	15kg
Power	110-240V, 50-60 Hz
O/S	Windows 7, 8 (64bit)



GET IN TOUCH

Arum Europe GmbH

Am Kronberger Hang 2
65824 Schwalbach am Taunus
Germany

+49 (0)6196 9695 675(6)
info@arumeurope.com
www.arumdentalshop.com

Arum 3D Solutions Ltd.

26C Lyon Road Walton-on-Thames
KT12 3PU
United Kingdom

+44 (0)207 388 1390
info@arumdental.com
www.arumdental.com



Scan me for whatsapp!